

2019 Bumper to Bumper 300

[Previous race results](#)















[Previous at this track](#)

[Tweet](#)

NASCAR Pinty's Series race number 9 of 9
 Saturday, August 17, 2019 at [Riverside International Speedway](#),
 Antigonish, Nova Scotia
 300 laps* on a .333 mile paved track (99.9 miles)

Time of race: 1:41.31 Cautions: 9 for 53 laps
 Average speed: 60.029 mph Margin of victory: .642 sec
 Pole speed: 82.409 mph Attendance: n/a
 Lead changes: 5

[Glossary](#) [2019 NASCAR Pinty's Series results](#) / [2019 standings](#)

Fin	St	#	Driver	Sponsor / Owner	Car	Laps	Status	Led	Pts
1	2	3	 Jason Hathaway	Kubota / Choko / Premier Bulk Systems / Kugel (Ed Hakonson)	Chevrolet	305	running	16	47
2	3	17	 D.J. Kennington	Castrol Edge / Wilride (D.J. Kennington)	Dodge	305	running	20	43
3	6	18	 Alex Tagliani	RONA / EpiPen / St-Hubert / Spectra Premium (Scott Steckly)	Chevrolet	305	running	0	41
4	7	47	 L.P. Dumoulin	Weathertech Canada / Bellemare / Eibach (Marc-Andre Bergeron)	Dodge	305	running	0	40
5	10	36	 Alex Labbe	Hotel Le Concorde / Silver Wax / Festidrag / (Dave Jacombs)	Ford	305	running	0	39
6	4	74	 Kevin Lacroix	Bumper to Bumper / Total / Gates (Sylvain Lacroix)	Dodge	305	running	195	40
7	14	27	 Andrew Ranger	Mopar / Pennzoil (Doug Kennington)	Dodge	305	running	0	37
8	9	64	 Mark Dilley	Leland / Auto Value / NTN Bearings (Susan Micks)	Ford	305	running	0	36
9	1	89	 Donald Chisholm	Keltic Ford / Nova Construction / WearWell (Donald Chisholm)	Ford	305	running	74	36
10	8	22	 Marc-Antoine Camirand	GM Paille (Scott Steckly)	Chevrolet	303	running	0	34
11	11	04	 Brandon White	Host Hotel / Purple Ribbon Walkers (Eric Kerub)	Chevrolet	301	running	0	33
12	13	46	 Brett Taylor	Wing 'n' It Restaurants / Fast Eddie Speedwea (Brett Taylor)	Dodge	300	running	0	32
13	5	24	 Donald Theetge	Mercedes-Benz St Nicolas / Circuit Acura (Scott Steckly)	Chevrolet	237	trailing arm	0	31
14	12	02	 Kerry Micks	HOLR / RGC / Watson Building Supplies (Susan Micks)	Ford	3	vibration	0	30

Rookie drivers are denoted with an asterisk.

* Race extended to 305 laps due to NASCAR Overtime.

Caution flag breakdown:					
Condition	From Lap	To Lap	# Of Laps	Reason	Free Pass

	1	26	26		
	27	29	3	#04 stopped turn t2	#no fp
	30	69	40		
	70	75	6	#46 spun turn t2	#36
	76	135	60		
	136	144	9	#27 spun turn t2	#36
	145	150	6		
	151	153	3	break	#27
	154	181	28		
	182	189	8	#04 spun turn t2	#47
	190	194	5		
	195	201	7	debris	#46
	202	236	35		
	237	242	6	#24 spun turn t3	#64
	243	290	48		
	291	295	5	#46 spun turn bs	#64
	296	297	2		
	298	303	6	#89 spun turn t4	#22
	304	305	2		

Percent of race run under caution: 17.4%

Average green flag run: 25.2 laps

Lap leader breakdown:

Leader	From Lap	To Lap	# Of Laps
Donald Chisholm	1	74	74
Kevin Lacroix	75	268	194
D.J. Kennington	269	288	20
Jason Hathaway	289	303	15
Kevin Lacroix	304	304	1
Jason Hathaway	305	305	1

Points standings after this race:

Rank	Driver	Points	Diff
1	Andrew Ranger	385	
2	Kevin Lacroix	374	-11
3	L.P. Dumoulin	368	-17
4	Alex Tagliani	352	-33
5	D.J. Kennington	328	-57
6	Jason Hathaway	326	-59
7	Alex Labbe	314	-71
8	Donald Theetge	311	-74

9	Mark Dilley	302	-83
10	Marc-Antoine Camirand	293	-92
11	Brett Taylor	263	-122
12	Anthony Simone	238	-147
13	T.J. Rinomato	221	-164
14	Jason White	192	-193
15	Brandon White	188	-197
16	J.F. Dumoulin	118	-267
17	Shantel Kalika	112	-273
18	Jamie Krzysik	105	-280
19	Simon Dion-Viens	102	-283
20	Julia Landauer	89	-296