

2019 Total Quartz 200

[Previous race results](#)



















[Previous at this track](#)

[Tweet](#)

NASCAR Pinty's Series race number 10 of 10
 Sunday, August 25, 2019 at [Canadian Tire Motorsport Park](#),
 Bowmanville, Ontario
 52 laps* on a 2.459 mile road course (127.9 miles)

Time of race: 1:48.16 Cautions: 6 for 27 laps
 Average speed: 72.226 mph Margin of victory: 0.633 sec
 Pole speed: 107.617 mph Attendance: n/a
 Lead changes: 5




[Glossary](#) [2019 NASCAR Pinty's Series results](#) / [2019 standings](#)

Fin	St	#	Driver	Sponsor / Owner	Car	Laps	Status	Led	Pts
1	1	74	 Kevin Lacroix	Bumper to Bumper / Total / Gates (Sylvain Lacroix)	Dodge	53	running	21	47
2	3	22	 Marc-Antoine Camirand	GM Paille (Scott Steckly)	Chevrolet	53	running	0	42
3	10	04	 J.F. Dumoulin	Spectra Premium / Bellemare / TR Mitsubishi (Eric Kerub)	Dodge	53	running	1	42
4	2	18	 Alex Tagliani	RONA / EpiPen / St-Hubert / Spectra Premium (Scott Steckly)	Chevrolet	53	running	24	42
5	6	1	 Anthony Simone	Silverline Tools / CBRT / WMI (Bud Morris)	Dodge	53	running	0	39
6	14	3	 Jason Hathaway	Kubota / Choko / Premier Bulk Systems / Kugel (Ed Hakonson)	Chevrolet	53	running	0	38
7	9	17	 D.J. Kennington	Castrol Edge / Wilride (D.J. Kennington)	Dodge	53	running	0	37
8	15	37	 Simon Dion-Viens	Rousseau Metal / Castrol / Best Buy / Impact (Dave Jacombs)	Ford	53	running	0	36
9	4	27	 Andrew Ranger	Mopar / Pennzoil (Doug Kennington)	Dodge	53	running	3	36
10	18	28	 Julia Landauer	TechForce Foundation (DJ Kennington)	Dodge	53	running	0	34
11	5	59	 Gary Klutt	Thermal Technology Services Ltd / MIRKA (Peter Klutt)	Dodge	53	running	4	34
12	16	24	 Donald Theetge	Mercedes-Benz St Nicolas / Circuit Acura (Scott Steckly)	Chevrolet	53	running	0	32
13	7	47	 L.P. Dumoulin	Weathertech Canada / Bellemare / Eibach (Marc-Andre Bergeron)	Dodge	53	running	0	31
14	24	20	 Raymond Guay	Rinox / James Hardie / Classique Int. de Cano (Anthony Parisien)	Dodge	53	running	0	30
15	23	77	 Jocelyn Fecteau	Roxor / EGB / PC Dupuis / Farnham / Remillard (Katherine Almeida)	Dodge	52	running	0	29
16	19	21	 Larry Jackson	Sunspace / Victory Gamez (Melissa McKenzie)	Dodge	51	running	0	28
17	20	91	 J.F. Laberge *	Dagobert (J.F. Dumoulin)	Dodge	50	running	0	27
18	17	33	 Kevin Poitras	Post Plastics (Ed Hakonson)	Chevrolet	47	crash	0	26

19	25	67	 David Thorndyke	Thorsons EVT (David Thorndyke)	Chevrolet	46	running	0	25
20	12	56	 Malcolm Strachan *	RCLUB / RC Trailers / B&B Decals / Aielli (Jim Bray)	Chevrolet	42	drive line	0	24
21	22	02	 T.J. Rinomato *	Torino Drywall / HOLR / Watson Building Suppl (Susan Micks)	Ford	36	crash	0	23
22	8	36	 Alex Labbe	Hotel Le Concorde / Silver Wax / Festidrag / (Dave Jacombs)	Ford	28	engine	0	22
23	11	26	 Chandler Smith	Qwick Wick / 828 Logistics (Scott Steckly)	Chevrolet	22	electrical	0	21
24	21	64	 Mark Dilley	Leland / Auto Value / NTN Bearings / Sharkbit (Susan Micks)	Ford	11	suspension	0	20
25	13	42	 Ryan Klutt	K-Line / Legendary Motorcar (Peter Klutt)	Chevrolet	2	transmission	0	19

Rookie drivers are denoted with an asterisk.

* Race extended to 53 laps due to NASCAR Overtime.

Caution flag breakdown:					
Condition	From Lap	To Lap	# Of Laps	Reason	Free Pass
	1	2	2		
	3	6	4	#42 stopped turn 1	none
	7	8	2		
	9	12	4	#28,26 crash turn 10	none
	13	16	4		
	17	21	5	debris turn 3	#28
	22	32	11		
	33	36	4	debris turn 1	#47
	37	42	6	#21,02 crash frontstretch	#28
	43	47	5		
	48	51	4	#91,33 crash turn 10	#20
	52	53	2		
Percent of race run under caution: 50.9% Average green flag run: 4.3 laps					

Lap leader breakdown:			
Leader	From Lap	To Lap	# Of Laps
Kevin Lacroix	1	20	20
Andrew Ranger	21	23	3
Gary Klutt	24	27	4
J.F. Dumoulin	28	28	1
Alex Tagliani	29	52	24
Kevin Lacroix	53	53	1

Points standings after this race:			
Rank	Driver	Points	Diff

1	Andrew Ranger	421	
1	Kevin Lacroix	421	0
3	L.P. Dumoulin	399	-22
4	Alex Tagliani	394	-27
5	D.J. Kennington	365	-56
6	Jason Hathaway	364	-57
7	Donald Theetge	343	-78
8	Alex Labbe	336	-85
9	Marc-Antoine Camirand	335	-86
10	Mark Dilley	322	-99
11	Anthony Simone	277	-144
12	Brett Taylor	263	-158
13	T.J. Rinomato	244	-177
14	Jason White	192	-229
15	Brandon White	188	-233
16	J.F. Dumoulin	160	-261
17	Simon Dion-Viens	138	-283
18	Julia Landauer	123	-298
19	Shantel Kalika	112	-309
20	J.F. Laberge	110	-311