

# 2019 Pinty's Grand Prix of Toronto

[Previous race results](#)



















[Previous at this track](#)

[Tweet](#)

**NASCAR Pinty's Series** race number 4 of 4  
 Saturday, July 13, 2019 at [Exhibition Place](#), Toronto, Ontario  
 35 laps\* on a 1.755 mile street course (61.4 miles)







Time of race: 1:01.56      Cautions: 3 for 14 laps  
 Average speed: 62.908 mph      Margin of victory: .189 sec  
 Pole speed: 83.221 mph      Attendance: n/a  
 Lead changes: 2

[Glossary](#) [2019 NASCAR Pinty's Series results](#) / [2019 standings](#)

Fin	St	#	Driver	Sponsor / Owner	Car	Laps	Status	Led	Pts
1	1	<a href="#">18</a>	 <a href="#">Alex Tagliani</a>	RONA / EpiPen / St-Hubert / Spectra Premium (Scott Steckly)	Chevrolet	37	running	34	48
2	6	<a href="#">27</a>	 <a href="#">Andrew Ranger</a>	Mopar / Pennzoil (Doug Kennington)	Dodge	37	running	3	43
3	4	<a href="#">47</a>	 <a href="#">L.P. Dumoulin</a>	WeatherTech Canada / Bellemare / Eibach (Marc-Andre Bergeron)	Dodge	37	running	0	41
4	8	<a href="#">74</a>	 <a href="#">Kevin Lacroix</a>	Bumper to Bumper / Total / Gates (Sylvain Lacroix)	Dodge	37	running	0	40
5	10	<a href="#">04</a>	 <a href="#">J.F. Dumoulin</a>	Spectra Premium / Bellemare / TR Mitsubishi (Eric Kerub)	Dodge	37	running	0	39
6	5	<a href="#">1</a>	 <a href="#">Anthony Simone</a>	Silverline Tools / Mopar / CBRT / WMI (Bud Morris)	Dodge	37	running	0	38
7	9	<a href="#">42</a>	 <a href="#">Peter Klutt</a>	K-Line / Legendary Motorcar (Peter Klutt)	Chevrolet	37	running	0	37
8	14	<a href="#">3</a>	 <a href="#">Jason Hathaway</a>	Kubota / Choko / Premier Bulk Systems / Kugel (Ed Hakonson)	Chevrolet	37	running	0	36
9	12	<a href="#">17</a>	 <a href="#">D.J. Kennington</a>	Castrol Edge (D.J. Kennington)	Dodge	37	running	0	35
10	11	<a href="#">21</a>	 <a href="#">Jason White</a>	World Financial Group (Melissa Mckenzie)	Dodge	37	running	0	34
11	13	<a href="#">24</a>	 <a href="#">Donald Theetge</a>	Mercedes-Benz St Nicolas / Circuit Acura (Scott Steckly)	Chevrolet	37	running	0	33
12	15	<a href="#">64</a>	 <a href="#">Mark Dilley</a>	Leland / NTN Bearings / Auto Value (Susan Micks)	Ford	37	running	0	32
13	17	<a href="#">46</a>	 <a href="#">Brett Taylor</a>	Fast Eddie Speedwear (Bud Morris)	Dodge	37	running	0	31
14	19	<a href="#">02</a>	 <a href="#">T.J. Rinomato</a> *	HOLR / RGC / Watson Building Supplies (Susan Micks)	Ford	37	running	0	30
15	18	<a href="#">56</a>	 <a href="#">David Thorndyke</a>	RC Trailers / B&B Decals / Aielli / Strodes (Jim Bray)	Chevrolet	37	running	0	29
16	2	<a href="#">22</a>	 <a href="#">Marc-Antoine Camirand</a>	GM Paille (Scott Steckly)	Chevrolet	36	running	0	28
17	3	<a href="#">59</a>	 <a href="#">Gary Klutt</a>	Trailcon Leasing / MIRKA (Peter Klutt)	Dodge	28	suspension	0	27
18	7	<a href="#">36</a>	 <a href="#">Alex Labbe</a>	Hotel Le Concorde / Silver Wax / Festidrag / (Dave Jacombs)	Ford	20	transmission	0	26

Rookie drivers are denoted with an asterisk.

\* Race extended to 37 laps due to overtime.

Caution flag breakdown:					
Condition	From Lap	To Lap	# Of Laps	Reason	Free Pass
	1	9	9		
	10	14	5	#91 accident turn t5	none
	15	26	12		
	27	32	6	debris turn t5	#46
	33	35	3	#22 accident turn t8	none
	36	37	2		
Percent of race run under caution: 37.8%			Average green flag run: 7.7 laps		

Lap leader breakdown:			
Leader	From Lap	To Lap	# Of Laps
Alex Tagliani	1	14	14
Andrew Ranger	15	17	3
Alex Tagliani	18	37	20

Points standings after this race:			
Rank	Driver	Points	Diff
1	<a href="#">Andrew Ranger</a>	174	
2	<a href="#">Kevin Lacroix</a>	172	-2
3	<a href="#">Alex Tagliani</a>	160	-14
4	<a href="#">L.P. Dumoulin</a>	152	-22
5	<a href="#">D.J. Kennington</a>	140	-34
6	<a href="#">Mark Dilley</a>	136	-38
6	<a href="#">Alex Labbe</a>	136	-38
8	<a href="#">Jason White</a>	134	-40
9	<a href="#">Jason Hathaway</a>	133	-41
9	<a href="#">Donald Theetge</a>	133	-41
11	<a href="#">Marc-Antoine Camirand</a>	125	-49
12	<a href="#">Brett Taylor</a>	124	-50
13	<a href="#">Anthony Simone</a>	118	-56
14	<a href="#">T.J. Rinomato</a>	113	-61
15	<a href="#">J.F. Dumoulin</a>	77	-97
16	<a href="#">Peter Klutt</a>	72	-102
17	<a href="#">Gary Klutt</a>	69	-105

18	<a href="#">Simon Dion-Viens</a>	67	-107
19	<a href="#">Brandon White</a>	63	-111
20	<a href="#">J.F. Laberge</a>	55	-119