

2019 Bayer Velocity Prairie Thunder Twin 125 #2

[Previous race results / Next race results](#)
[track](#)




















[Previous at this](#)

[Tweet](#)

NASCAR Pinty's Series race number 6 of 7
[Wednesday, July 24, 2019](#) at [Wyant Group Raceway](#), Saskatoon,
Saskatchewan
125 laps on a .333 mile paved track (41.6 miles)






Time of race: 0:39.04 Cautions: 2 for 21 laps
Average speed: 63.929 mph Margin of victory: 3.450 sec
Pole speed: n/a Attendance: n/a
Lead changes: 4

[Glossary](#) [2019 NASCAR Pinty's Series results](#) / [2019](#)
[standings](#)

Fin	St	#	Driver	Sponsor / Owner	Car	Laps	Status	Led	Pts
1	1	27	 Andrew Ranger	Mopar / Pennzoil	Dodge	125	running	103	48
2	3	17	 D.J. Kennington	Castrol Edge	Dodge	125	running	22	43
3	4	46	 Brett Taylor	Wingn It Restaurants / Fast Eddie	Dodge	125	running	0	41
4	2	47	 L.P. Dumoulin	WeatherTech Canada / Bellemare / Eibach	Dodge	125	running	0	40
5	5	74	 Kevin Lacroix	Bumper to Bumper / Total / Gates	Dodge	125	running	0	39
6	15	18	 Alex Tagliani	RONA / EpiPen / St-Hubert / Spectra Premium	Chevrolet	125	running	0	38
7	8	24	 Donald Theetge	Mercedes-Benz St Nicolas / Circuit Acura	Chevrolet	125	running	0	37
8	10	34	 Jamie Krzysik	Krown-Pel Ventures / BerMar Rewind	Chevrolet	125	running	0	36
9	7	22	 Marc-Antoine Camirand	GM Paille	Chevrolet	125	running	0	35
10	6	36	 Alex Labbe	Hotel Le Concorde / Silver Wax / Festidrag /	Ford	125	running	0	34
11	12	64	 Mark Dilley	Leland / NTN Bearings / Sharkbite	Ford	125	running	0	33
12	13	28	 Julia Landauer	One Love Foundation / TechForce	Dodge	125	running	0	32
13	17	04	 Brandon White	Early Detection is the Key	Chevrolet	125	running	0	31
14	11	1	 Anthony Simone	Silverline Tools / Mopar / CBRT / WMI	Dodge	124	running	0	30
15	16	10	 Luc Haukaas *	Turn Motors Auto Group	Dodge	124	running	0	29
16	14	21	 Jason White	World Financial Group	Dodge	124	running	0	28
17	9	3	 Jason Hathaway	Kubota / Choko / Premier Bulk Systems / Kugel	Chevrolet	123	running	0	27
18	18	02	 T.J. Rinomato *	HOLR / RGC / Watson Building Supplies	Ford	121	running	0	26
19	19	43	 Shantel Kalika *	Busch Racing / Jay Summers Service Centre	Dodge	3	vibration	0	25

Rookie drivers are denoted with an asterisk.

Caution flag breakdown:				
	From	To	# Of	Free

Condition	Lap	Lap	Laps	Reason	Pass
	1	46	46		
	47	60	14	#02 spun turn 3	#34
	61	84	24		
	85	91	7	#28,1 spun turn 4	#36
	92	125	34		
Percent of race run under caution: 16.8% Average green flag run: 34.7 laps					

Lap leader breakdown:			
Leader	From Lap	To Lap	# Of Laps
Andrew Ranger	1	63	63
D.J. Kennington	64	79	16
Andrew Ranger	80	92	13
D.J. Kennington	93	98	6
Andrew Ranger	99	125	27

Points standings after this race:			
Rank	Driver	Points	Diff
1	Andrew Ranger	263	
2	Kevin Lacroix	255	-8
3	L.P. Dumoulin	239	-24
4	Alex Tagliani	231	-32
5	D.J. Kennington	211	-52
6	Alex Labbe	210	-53
7	Donald Theetge	207	-56
8	Mark Dilley	203	-60
8	Brett Taylor	203	-60
10	Jason Hathaway	199	-64
11	Marc-Antoine Camirand	195	-68
12	Jason White	192	-71
13	Anthony Simone	179	-84
14	T.J. Rinomato	165	-98
15	Brandon White	123	-140
16	Julia Landauer	89	-174
17	Shantel Kalika	82	-181
18	J.F. Dumoulin	77	-186
19	Jamie Krzysik	72	-191
19	Peter Klutt	72	-191