

# 2019 Clarington 200

[Previous race results](#)




















[Previous at this track](#)





[Tweet](#)

**NASCAR Pinty's Series** race number 1 of 1  
 Sunday, May 19, 2019 at [Canadian Tire Motorsport Park](#),  
 Bowmanville, Ontario  
 51 laps on a 2.459 mile road course (125.4 miles)












Time of race: 1:45:22      Cautions: 5 for 23 laps  
 Average speed: 71.413 mph      Margin of victory: .555 sec  
 Pole speed: 108.006 mph      Attendance: n/a  
 Lead changes: 6

[Glossary](#) [2019 NASCAR Pinty's Series results](#) / [2019 standings](#)

Fin	St	#	Driver	Sponsor / Owner	Car	Laps	Status	Led	Pts
1	2	<a href="#">74</a>	 <a href="#">Kevin Lacroix</a>	Bumper to Bumper / Total / Gates (Sylvain Lacroix)	Dodge	51	running	18	48
2	5	<a href="#">27</a>	 <a href="#">Andrew Ranger</a>	Mopar / Pennzoil (Doug Kennington)	Dodge	51	running	10	43
3	1	<a href="#">59</a>	 <a href="#">Gary Klutt</a>	Trailcon Leasing (Peter Klutt)	Dodge	51	running	9	42
4	7	<a href="#">47</a>	 <a href="#">L.P. Dumoulin</a>	Weathertech Canada / Bellemare / Eibach (Marc-Andre Bergeron)	Dodge	51	running	6	41
5	9	<a href="#">3</a>	 <a href="#">Jason Hathaway</a>	Kubota / Choko / Premier Bulk Systems / Kugel (Ed Hakonson)	Chevrolet	51	running	0	39
6	12	<a href="#">04</a>	 <a href="#">J.F. Dumoulin</a>	Spectra Premium / Bellemare / TR Mitsubishi (Eric Kerub)	Dodge	51	running	0	38
7	8	<a href="#">36</a>	 <a href="#">Alex Labbe</a>	Hotel Le Concorde / Silver Wax / Festidrag / (Dave Jacombs)	Ford	51	running	0	37
8	10	<a href="#">17</a>	 <a href="#">D.J. Kennington</a>	Castrol Edge (D.J. Kennington)	Dodge	51	running	0	36
9	6	<a href="#">42</a>	 <a href="#">Peter Klutt</a>	K-Line / Legendary Motorcar (Peter Klutt)	Chevrolet	51	running	0	35
10	14	<a href="#">21</a>	 <a href="#">Jason White</a>	Powder Ventures Excavations / Westway (Melissa Mckenzie)	Dodge	51	running	0	34
11	3	<a href="#">18</a>	 <a href="#">Alex Tagliani</a>	RONA / EpiPen / St-Hubert / Spectra Premium (Scott Steckly)	Chevrolet	51	running	8	34
12	16	<a href="#">37</a>	 <a href="#">Simon Dion-Viens</a>	Castrol / Rousseau Metal / Best Buy Pi?ces d' (Clement Samson)	Ford	51	running	0	32
13	19	<a href="#">24</a>	 <a href="#">Donald Theetge</a>	Mercedes-Benz St Nicolas / Circuit Acura (Scott Steckly)	Chevrolet	51	running	0	31
14	13	<a href="#">91</a>	 <a href="#">J.F. Laberge</a> *	Dagobert (JF Dumoulin)	Dodge	51	running	0	30
15	18	<a href="#">64</a>	 <a href="#">Mark Dilley</a>	Leland / NTN / RGC (Susan Micks)	Ford	51	running	0	29
16	21	<a href="#">20</a>	 <a href="#">Raymond Guay</a> *	Rinox / James Hardie (Anthony Parisien)	Dodge	51	running	0	28
17	20	<a href="#">02</a>	 T.J. Rinomato *	HOLR / RGC / Watson Building Supplies / Pizza (Susan Micks)	Ford	51	running	0	27
18	4	<a href="#">22</a>	 <a href="#">Marc-Antoine Camirand</a>	GM Paille (Scott Steckly)	Chevrolet	51	running	0	26
19	11	<a href="#">1</a>	 <a href="#">Anthony Simone</a>	Silverline Tools / Mopar / CBRT / WMI (Bud Morris)	Dodge	51	running	0	25

20	15	28	 <a href="#">Riley Herbst</a>	Monster Energy (D.J. Kennington)	Dodge	51	running	0	24
21	17	46	 <a href="#">Brett Taylor</a>	CVRD Canopies / CBRT / WMI (Joey McColm)	Dodge	43	shifter	0	23
22	22	77	 <a href="#">Jocelyn Fecteau</a>	Roxor / EGB / PC Dupuis / Farnham Ale / Remai (Katherine Almeida)		18	crash	0	22
23	23	67	 <a href="#">David Thorndyke</a>	Thorsons EVT (David Thorndyke)	Chevrolet	12	fuel pump	0	21

Rookie drivers are denoted with an asterisk.

Caution flag breakdown:					
Condition	From Lap	To Lap	# Of Laps	Reason	Free Pass
	1	3	3		
	4	7	4	debris backstraight	none
	8	12	5		
	13	17	5	#67 stopped backstraight	none
	18	18	1		
	19	23	5	#77 contact turn 8	none
	24	36	13		
	37	41	5	#27,91 accident turn 3	none
	42	43	2		
	44	47	4	#46 stopped backstraight	none
	48	51	4		
Percent of race run under caution: 45.1%      Average green flag run: 4.7 laps					

Lap leader breakdown:			
Leader	From Lap	To Lap	# Of Laps
Gary Klutt	1	9	9
Kevin Lacroix	10	16	7
Alex Tagliani	17	24	8
Kevin Lacroix	25	33	9
L.P. Dumoulin	34	39	6
Andrew Ranger	40	49	10
Kevin Lacroix	50	51	2

Points standings after this race:			
Rank	Driver	Points	Diff
1	<a href="#">Kevin Lacroix</a>	48	
2	<a href="#">Andrew Ranger</a>	43	-5
3	<a href="#">Gary Klutt</a>	42	-6
4	<a href="#">L.P. Dumoulin</a>	41	-7
5	<a href="#">Jason Hathaway</a>	39	-9
6	<a href="#">J.F. Dumoulin</a>	38	-10

7	<a href="#">Alex Labbe</a>	37	-11
8	<a href="#">D.J. Kennington</a>	36	-12
9	<a href="#">Peter Klutt</a>	35	-13
10	<a href="#">Jason White</a>	34	-14
10	<a href="#">Alex Tagliani</a>	34	-14
12	<a href="#">Simon Dion-Viens</a>	32	-16
13	<a href="#">Donald Theetge</a>	31	-17
14	<a href="#">J.F. Laberge</a>	30	-18
15	<a href="#">Mark Dilley</a>	29	-19
16	<a href="#">Raymond Guay</a>	28	-20
17	null	27	-21
18	<a href="#">Marc-Antoine Camirand</a>	26	-22
19	<a href="#">Anthony Simone</a>	25	-23
20	<a href="#">Riley Herbst</a>	24	-24