

2018 Pinty's Fall Brawl

[Previous race results](#)






[Previous at this track](#)


[Tweet](#)

NASCAR Pinty's Series race number 13 of 13
 Saturday, September 29, 2018 at [Jukasa Motor Speedway](#),
 Hamilton, Ontario
 250 laps* on a .625 mile paved track (156.2 miles)

Time of race: 1:26:10 Cautions: 6 for 39 laps
 Average speed: 87.041 mph Margin of victory: 1.462 sec
 Pole speed: 119.389 mph Attendance: n/a
 Lead changes: 12

[Glossary](#) [2018 NASCAR Pinty's Series results](#) / [2018 standings](#)

Fin	St	#	Driver	Sponsor / Owner	Car	Laps	Status	Led	Pts
1	1	17	 D.J. Kennington	Castrol Edge (D.J. Kennington)	Dodge	200	running	93	48
2	5	24	 Donald Theetge	Mercedes-Benz St. Nicolas (Scott Steckly)	Chevrolet	200	running	37	43
3	3	74	 Kevin Lacroix	Bumper to Bumper / Total / Go Fast (Sylvain Lacroix)	Dodge	200	running	64	42
4	8	79	 Peter Shepherd III	National Exhaust / Shelby Roofing (Dave Jacombs)	Ford	200	running	0	40
5	4	27	 Andrew Ranger	Mopar / Pennzoil / Mopar Express Lane (Doug Kennington)	Dodge	200	running	0	39
6	2	3	 Cole Powell	Copp's Buildall / Kubota (Ed Hakonson)	Chevrolet	200	running	1	39
7	10	22	 Marc-Antoine Camirand	GM Paille (Scott Steckly)	Chevrolet	200	running	0	37
8	9	19	 Adam Martin	Johnsonville / Candy Tree / Reser's / Bush Be (Dave Jacombs)	Ford	200	running	0	36
9	7	95	 Anthony Simone	Innovative Plumbing / InkYourRide / Castrol (Peter Simone)	Dodge	200	running	0	35
10	19	47	 L.P. Dumoulin	WeatherTech Canada / Bellemare (Marc-Andre Bergeron)	Dodge	200	running	4	35
11	11	04	 J.F. Dumoulin	Spectra Premium / Bellemare / Bernier (Eric Kerub)	Dodge	200	running	0	33
12	14	46	 Brett Taylor *	CBRT / Barrie Chrysler (Joey McColm)	Dodge	200	running	0	32
13	6	18	 Alex Tagliani	Epipen / Rona / St. Hubert / Spectra Premium (Scott Steckly)	Chevrolet	199	running	1	32
14	13	02	 Mark Dilley	Leland / BDI / Canadian Threadall / Castrol (Susan Micks)	Ford	199	running	0	30
15	16	28	 Jason White	Powder Venture Excavation (D.J. Kennington)	Dodge	198	running	0	29
16	20	4	 Trevor Monaghan	Yvon Insulation / Donnell Insurance (Rob McConnell)	Dodge	197	running	0	28
17	18	10	 Luc Haukaas *	Prairie Dodge Dealers / Cook & Cook Insurance (Murray Haukaas)	Dodge	197	running	0	27
18	15	56	 Brad Graham	Gary Graham Transport / B&B Decals (Dan Bray)	Chevrolet	197	running	0	26
19	12	97	 Connor James *	SSG Gloves / Auto Trim of Barrie (Peter Simone)	Dodge	183	running	0	25
20	17	25	 Joey McColm	CBRT / ENASCAR Ignite Series (Bud Morris)	Dodge	123	engine	0	24

21	21	43	 Larry Jackson	Busch Motorsports (Ben Busch)	Ford	1	rear gear	0	23
----	----	----	--	-------------------------------	------	---	-----------	---	----

Rookie drivers are denoted with an asterisk.

* Race shortened to 200 laps due to .

Race notes:

CONTINGENCY AWARDS

DODGE/MOPAR QUICK THREE - 1ST: D.J. Kennington, 17 Castrol Edge Dodge

DODGE/MOPAR QUICK THREE - 2ND: Kevin Lacroix, 74 Bumper to Bumper/Total/Go Fast Dodge

DODGE/MOPAR QUICK THREE - 3RD: Andrew Ranger, 27 Mopar/Pennzoil/Mopar Express Lane Dodge

DODGE/MOPAR-POWERED QUICK THREE - 1ST: Andrew Ranger, 27 Mopar/Pennzoil/Mopar Express Lane Dodge

DODGE/MOPAR-POWERED QUICK THREE - 2ND: Jason White, 28 Powder Venture Excavation Dodge

DODGE/MOPAR-POWERED QUICK THREE - 3RD: Joey McColm, 25 CBRT/ENASCAR Ignite Series Dodge

E3 SPARK PLUG POLE AWARD: D.J. Kennington, 17 Castrol Edge Dodge














FDP BRAKE ON THE RACE AWARD: Kevin Lacroix, 74 Bumper to Bumper/Total/Go Fast Dodge

JOSTENS ROOKIE OF THE RACE AWARD: Brett Taylor *, 46 CBRT/Barrie Chrysler Dodge

LELAND INDUSTRIES LAP LEADER AWARD: D.J. Kennington, 17 Castrol Edge Dodge

SPECTRA PREMIUM OVERTAKER AWARD: Peter Shepherd III, 79 National Exhaust/Shelby Roofing Ford

Caution flag breakdown:

Condition	From Lap	To Lap	# Of Laps	Reason	Free Pass
	1	73	73		
	74	80	7	#10 spun turn 1	#10
	81	90	10		
	91	95	5	debris turn 2	#04
	96	134	39		
	135	141	7	#28 spun turn 2	#19
	142	160	19		
	161	166	6	#4 spun turn 2	#95
	167	174	8		
	175	180	6	#04 spun turn 2	none
	181	187	7		
	188	195	8	#97 accident turn 4	#46
	196	200	5		

Percent of race run under caution: 19.5%

Average green flag run: 23.0 laps

Lap leader breakdown:

Leader	From Lap	To Lap	# Of Laps
D.J. Kennington	1	40	40

Kevin Lacroix	41	77	37
Alex Tagliani	78	78	1
D.J. Kennington	79	95	17
Cole Powell	96	96	1
D.J. Kennington	97	102	6
Donald Theetge	103	138	36
L.P. Dumoulin	139	142	4
Kevin Lacroix	143	169	27
D.J. Kennington	170	172	3
Donald Theetge	173	173	1
D.J. Kennington	174	200	27

Points standings after this race:

Rank	Driver	Points	Diff
1	L.P. Dumoulin	523	
2	Alex Tagliani	516	-7
3	D.J. Kennington	511	-12
4	Cole Powell	508	-15
5	Kevin Lacroix	490	-33
6	Marc-Antoine Camirand	488	-35
7	Donald Theetge	483	-40
8	Andrew Ranger	474	-49
9	Adam Martin	411	-112
10	Brett Taylor	386	-137
11	J.F. Dumoulin	333	-190
12	Larry Jackson	319	-204
13	Kerry Micks	243	-280
14	Joey McColm	234	-289
15	Peter Shepherd III	225	-298
16	Mark Dilley	197	-326
17	Anthony Simone	194	-329
18	Jason White	177	-346
19	Simon Dion-Viens	123	-400
20	James Vance	117	-406