

2018 Lucas Oil 250

[Previous race results](#)


















[Previous at this track](#)

[Tweet](#)

NASCAR Pinty's Series race number 11 of 11
 Saturday, September 8, 2018 at [Autodrome St. Eustache](#), St. Eustache, Quebec
 250 laps* on a .400 mile paved track (100.0 miles)

Time of race: 2:01:35 Cautions: 12 for 66 laps
 Average speed: 50.731 mph Margin of victory: .279 sec
 Pole speed: 81.8 mph Attendance: n/a
 Lead changes: 6

[Glossary](#) [2018 NASCAR Pinty's Series results](#) / [2018 standings](#)

Fin	St	#	Driver	Sponsor / Owner	Car	Laps	Status	Led	Pts
1	2	22	 Marc-Antoine Camirand	GM Paille (Scott Steckly)	Chevrolet	257	running	116	48
2	4	18	 Alex Tagliani	Epipen / Rona / St. Hubert / Spectra Premium (Scott Steckly)	Chevrolet	257	running	77	43
3	13	3	 Cole Powell	Kubota / Copps Buildall (Ed Hakonson)	Chevrolet	257	running	0	41
4	10	02	 Kerry Micks	Leland / BDI / Canadian Threadall / Castrol (Susan Micks)	Ford	257	running	0	40
5	5	24	 Donald Theetge	Mercedes-Benz St. Nicolas (Scott Steckly)	Chevrolet	257	running	0	39
6	11	56	 David Michaud *	Michaud Excavation / B&B / Strodes (Dan Bray)	Chevrolet	257	running	0	38
7	9	17	 D.J. Kennington	Castrol Edge (D.J. Kennington)	Dodge	257	running	0	37
8	7	27	 Andrew Ranger	Mopar / Pennzoil / Mopar Express Lane (Doug Kennington)	Dodge	257	running	0	36
9	3	79	 Steve Cote *	Manheim / Pic Bois Bistro / Lucas Oil (Dave Jacombs)	Ford	257	running	0	35
10	6	47	 L.P. Dumoulin	WeatherTech Canada / Bellemare (Marc-Andre Bergeron)	Dodge	257	running	0	34
11	17	1	 Larry Jackson	CBRT (Bud Morris)	Ford	257	running	0	33
12	16	46	 Brett Taylor *	CBRT / TCB Trailers (Joey McColm)	Dodge	252	running	0	32
13	1	74	 Kevin Lacroix	Bumper to Bumper / Total / Go Fast (Sylvain Lacroix)	Dodge	250	penalty-3 laps	64	32
14	15	19	 Adam Martin	Johnsonville / Candy Tree / Reser's / Bush Be (Dave Jacombs)	Ford	248	running	0	30
15	12	25	 Joey McColm	CBRT / ENASCAR Ignite Series	Dodge	222	mechanical	0	29
16	14	37	 Simon Dion-Viens	Castrol / Bestbuy Auto Parts / WE-Fiances (Clement Samson)	Dodge	221	crash	0	28
17	8	04	 J.F. Dumoulin	Spectra Premium / Bellemare / Bernier (Eric Kerub)	Dodge	182	crash	0	27

Rookie drivers are denoted with an asterisk.

* Race extended to 257 laps due to NASCAR Overtime.

Race notes:

CONTINGENCY AWARDS

DODGE/MOPAR QUICK THREE - 1ST: D.J. Kennington, 17 Castrol Edge Dodge

DODGE/MOPAR QUICK THREE - 2ND: Andrew Ranger, 27 Mopar/Pennzoil/Mopar Express Lane Dodge

DODGE/MOPAR QUICK THREE - 3RD: L.P. Dumoulin, 47 WeatherTech Canada/Bellemare Dodge

DODGE/MOPAR-POWERED QUICK THREE - 1ST: Andrew Ranger, 27 Mopar/Pennzoil/Mopar Express Lane Dodge

DODGE/MOPAR-POWERED QUICK THREE - 2ND: Joey McColm, 25 CBRT/ENASCAR Ignite Series Dodge

E3 SPARK PLUG POLE AWARD: Kevin Lacroix, 74 Bumper to Bumper/Total/Go Fast Dodge

FDP BRAKE ON THE RACE AWARD: Marc-Antoine Camirand, 22 GM Paille Chevrolet

JOSTENS ROOKIE OF THE RACE AWARD: Steve Cote *, 79 Manheim/Pic Bois Bistro/Lucas Oil Ford




















LELAND INDUSTRIES LAP LEADER AWARD: Marc-Antoine Camirand, 22 GM Paille Chevrolet






SPECTRA PREMIUM OVERTAKER AWARD: Cole Powell, 3 Kubota/Copps Buildall Chevrolet

Failed to qualify, withdrew, or driver changes:

Pos	Name	Nbr	Sponsor	Owner	Car
WD	Julia Landauer	25	CBRT / eNASCAR Ignite Series	Bud Morris	Ford

Caution flag breakdown:

Condition	From Lap	To Lap	# Of Laps	Reason	Free Pass
	1	57	57		
	58	66	9	#56 spun turn 4	#04
	67	77	11		
	78	81	4	#37 spun turn 2	none
	82	90	9		
	91	92	2	break	#56
	93	94	2		
	95	98	4	#46 spun turn 2	none
	99	119	21		
	120	123	4	#37 spun turn 2	#25
	124	136	13		
	137	141	5	#47 spun turn 2	#37
	142	179	38		
	180	181	2	break	#56
	182	182	1		
	183	190	8	#04,3 spun turn 1	#37
	191	193	3		
	194	197	4	#17 spun turn 4	#46
	198	199	2		
	200	205	6	debris	#46

	206	222	17		
	223	232	10	#46,37,25 accident turn 3	none
	233	246	14		
	247	254	8	#74,47 accident turn 1	#19
	255	257	3		
Percent of race run under caution: 25.7%			Average green flag run: 14.7 laps		

Lap leader breakdown:			
Leader	From Lap	To Lap	# Of Laps
Kevin Lacroix	1	32	32
Marc-Antoine Camirand	33	129	97
Alex Tagliani	130	205	76
Kevin Lacroix	206	206	1
Alex Tagliani	207	207	1
Kevin Lacroix	208	238	31
Marc-Antoine Camirand	239	257	19

Points standings after this race:			
Rank	Driver	Points	Diff
1	L.P. Dumoulin	452	
2	Alex Tagliani	447	-5
3	Cole Powell	428	-24
4	D.J. Kennington	424	-28
5	Marc-Antoine Camirand	417	-35
6	Andrew Ranger	407	-45
7	Kevin Lacroix	400	-52
8	Donald Theetge	399	-53
9	Brett Taylor	354	-98
10	Adam Martin	342	-110
11	Larry Jackson	296	-156
12	J.F. Dumoulin	271	-181
13	Kerry Micks	212	-240
14	Joey McColm	180	-272
15	Mark Dilley	167	-285
16	Jason White	148	-304
17	Peter Shepherd III	143	-309
18	Simon Dion-Viens	123	-329

19	Anthony Simone	121	-331
20	James Vance	117	-335